

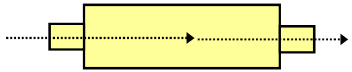
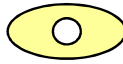




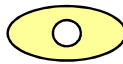

HIGH EFFICIENCY EXHAUST MUFFLERS CHART

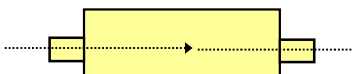

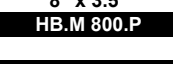
11th July 2007

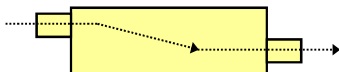

HOT BITS PERFORMANCE MUFFLER

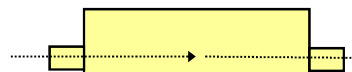

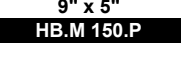
Straight Through Direct Internal Design

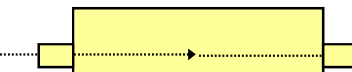

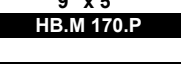

 14"
 Inlet Diameter 1 3/4"

 5" x 3.5"
HB.M 534.P

 5" x 3.5"
HB.M 535.P


 16"
 Inlet Diameter 1 3/4"

 5" x 3.5"
HB.M 536.P

 5" x 3.5"
HB.M 537.P


 14"
 Inlet Diameter 1 3/4"

 8" x 3.5"
HB.M 800.P

 8" x 3.5"
HB.M 900.P





 14"
 Inlet Diameter 2"

 8" x 4"
HB.M 527.P


 16"
 Inlet Diameter 1 3/4"

 9" x 5"
HB.M 150.P

 9" x 5"
HB.M 160.P


 18"
 Inlet Diameter 1 3/4"

 9" x 5"
HB.M 170.P

 9" x 5"
HB.M 180.P



SPORT MUFFLERS



Straight Through with Reverse Flow x 2 Internal Design




 16"
 Inlet Diameter 1 3/4"

 8" x 5"
HB.M 150.2T.P

 8" x 5"
HB.M 160.2T.P

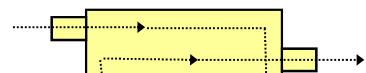

OVAL MUFFLERS

S-Flow Internal Design


 14"
 Inlet Diameter 1 3/4"

 8" x 3.5"
HB.M 867.L





 14"
 Inlet Diameter 1 3/4"

 10" x 5"
HB.M 1067.L

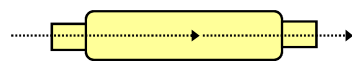



 14"
 Inlet Diameter 2"

 10" x 5"
HB.M 1068.L






 14"
 Inlet Diameter 2.5"

 10" x 5"
HB.M 1069.L

BULLET RESONATORS

Lourved or Perforated Tubes


 9"
 Inlet Diameter 1 3/4"

 3.5"
HB.M 943.L / P

 3.5"
HB.M 949.L / P


 12"
 Inlet Diameter 1 3/4"

 3.5"
HB.M 1243.L / P

 3.5"
HB.M 1249.L / P


 15"
 Inlet Diameter 1 5/8"

 3.5"
HB.M 1541.L / P

 3.5"
HB.M 1543.L / P

 3.5"
HB.M 1549.L / P